

State

STATE OF OKLAHOMA
CANADIAN COUNTY
FILED OR RECORDED

2020 OCT 19 A 10:41

SHERRY MURRAY
COUNTY CLERK

**CANADIAN VALLEY TECHNOLOGY CENTER
SCHOOL DISTRICT NO. 6
SCHOOL BUDGET AND FINANCING PLAN
FOR APPROPRIATED FUNDS
FISCAL YEAR 2020-2021
AS AMENDED OCTOBER 13, 2020**

FILED
OCT 28 2020
State Auditor & Inspector

ADOPTED BY:

CANADIAN VALLEY TECHNOLOGY CENTER
SCHOOL DISTRICT NO. 6
CANADIAN COUNTY
BOARD OF EDUCATION

Jimmie Vickrey, President

Penny Jones, Vice President

Dean Riddell, Clerk

Travis Posey, Deputy Clerk

Christy Stanley, Member

ORIGINAL: June 25, 2020

AMENDED: October 13, 2020

TABLE OF CONTENTS

	PAGE
I. PRESIDENT'S MESSAGE	3
LETTER OF TRANSMITTAL	4
SUMMARY OF ESTIMATED REVENUES AND SUMMARY OF ESTIMATED EXPENDITURES PER ORIGINAL BUDGET DATED JUNE 25, 2020	5-6
FUNDS BY CATEGORY	7
II. BUDGET FINANCING PLAN (Fiscal Year 2020-2021)	
Summary of Estimated Revenues	8
Summary of Estimated Expenditures	9
III. GENERAL FUND (11)	
Revenue Summary	10-11
Expenditure Summary	12
IV. SPECIAL REVENUE FUNDS	
Building Fund (21)	
Revenue Summary	13
Expenditure Summary	14
Sinking Fund (41)	
Revenue Summary	15
Expenditure Summary	16
V. ADOPTION OF SCHOOL DISTRICT BUDGET	17
VI. CERTIFICATION OF EXCISE BOARD	18
VII. LEVY SHEET	19
VIII. COPY OF PROOF OF PUBLICATION OF ORIGINAL BUDGET	20
IX. EXHIBIT A SINKING FUND REQUIREMENTS	21-30

Canadian Valley Technology Center
School District No. 6
6505 East Highway 66
El Reno, Oklahoma 73036
(405) 262-2629

BOARD OF EDUCATION

TO THE TAXPAYERS OF CANADIAN VALLEY TECHNOLOGY CENTER SCHOOL DISTRICT NO. 6

The Board of Education of Canadian Valley Technology Center School District No. 6, Canadian County, Oklahoma, as authorized by Oklahoma Statutes (Section 5-150 of the School District Budget Act), submits **Amendment No. 1** to the Budget for Canadian Valley Technology Center School District No. 6 for fiscal year 2020-2021.

The 2020-2021 School Budget was prepared under the direction of the Canadian Valley Technology Center School District No. 6 Board of Education.

The members are:

Jimmie Vickrey, President

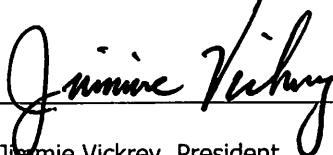
Penny Jones, Vice President

Dean Riddell, Clerk

Travis Posey, Deputy Clerk

Christy Stanley, Member

The Board of Education, or working committees thereof, met regularly throughout the year. Estimates of the needs for all School District functions were received, which originally totaled: \$ 66,987,665.09
The Board subsequently utilized available resources and approved the budget of: \$ 71,140,148.38


Jimmie Vickrey, President

TO THE CANADIAN VALLEY TECHNOLOGY CENTER SCHOOL DISTRICT NO. 6 BOARD OF EDUCATION:

The Canadian Valley Technology Center School District No. 6 Fiscal Year 2020-2021 **Amended** Financial Plan of appropriated funds is herewith submitted for the approval of the Board of Education under the authority of a Resolution by the Board of Education dated May 9, 2000, in accordance with the Oklahoma School District Budget Act. The budget herein presented requires 10 mills of ad valorem taxation for the General Fund and 5 mills of ad valorem taxation for the Building Fund with appropriate millage adjustment factors in Canadian, Caddo, Grady, Oklahoma, Cleveland, McClain, Kingfisher, and Garvin counties.

The total **amended** budget of appropriated funds equals:

General Fund	\$ 43,618,054.80
Building Fund	\$ 25,529,124.82
Sinking Fund	\$ 1,992,968.76
Total	<u>\$ 71,140,148.38</u>

Modifying the original budget of:

General Fund	\$ 42,058,970.15
Building Fund	\$ 24,928,694.94
Sinking Fund	\$ -
Total	<u>\$ 66,987,665.09</u>

The **amended** 2020-2021 budget is presented to the Canadian Valley Technology Center School District No. 6 Board of Education for their adoption.



Dean Riddell, Clerk

CANADIAN VALLEY TECHNOLOGY CENTER SCHOOL DISTRICT NO. 6
SUMMARY OF ESTIMATED REVENUES
FISCAL YEAR 2020-2021
ORIGINAL BUDGET

REVENUE SOURCES	GOVERNMENTAL FUNDS			TOTAL APPROPRIATED FUNDS FY 2020-2021
	GENERAL FUND (11) FY 2020-2021	BUILDING FUND (21) FY 2020-2021	SINKING FUND (41) FY 2020-2021	
LOCAL SOURCES OF REVENUES:				
1110 Ad Valorem Tax Levy (current)	\$ 20,900,000.00	\$ 10,400,000.00	\$ -	\$ 31,300,000.00
1120 Ad Valorem Tax Levy (prior)	1,100,000.00	650,000.00	-	1,750,000.00
1130 Revenue In Lieu of Taxes	-	-	-	-
1211 Adult Education-Full-Time	95,000.00	-	-	95,000.00
1212 Adult Education-Short-Term	500,000.00	-	-	500,000.00
1213 Industry Specific	5,000.00	-	-	5,000.00
1290 Other Tuition and Fees	210,000.00	-	-	210,000.00
1200 Total Tuition and Fees	810,000.00	-	-	810,000.00
1310 Interest on Investments	100,000.00	-	-	100,000.00
1351 Earnings on Protested Taxes	-	-	-	-
1352 Interest on Taxes	-	-	-	-
1300 Earnings on Investments	100,000.00	-	-	100,000.00
1400 Rentals, Disposals and Commissions	204,000.00	-	-	204,000.00
1500 Reimbursements	100,000.00	-	-	100,000.00
1600 Total Other Sources of Local Revenue	11,500.00	-	-	11,500.00
1700 Food Service Revenue	100,000.00	-	-	100,000.00
TOTAL LOCAL SOURCES OF REVENUE	23,325,500.00	11,050,000.00	-	34,375,500.00
STATE SOURCES OF REVENUES:				
3160 Farm Implement Tax Stamp	2,000.00	-	-	2,000.00
3412 National Board	-	-	-	-
3430 Adult Education	14,373.00	-	-	14,373.00
3630 Department of Human Services	35,000.00	-	-	35,000.00
3690 Miscellaneous State Revenue	-	-	-	-
3819 Formula Operations	3,111,571.00	-	-	3,111,571.00
3832 Training Industry Group	239,383.00	-	-	239,383.00
3833 Existing Industry	-	-	-	-
3834 Tips	-	-	-	-
3848 Safety Training	-	-	-	-
3841 CNA Training	-	-	-	-
3844 Firefighter Training	5,584.00	-	-	5,584.00
3852 TANF	29,100.00	-	-	29,100.00
3856 Dropout Recovery	61,180.00	-	-	61,180.00
3864 Teacher Mentor	-	-	-	-
3869 Rehabilitation	-	-	-	-
3892 Oklahoma Education Lottery	-	-	-	-
3800 Total State Vocational Programs	3,446,818.00	-	-	3,446,818.00
TOTAL STATE SOURCES OF REVENUES	3,498,191.00	-	-	3,498,191.00
FEDERAL SOURCES OF REVENUES:				
4611 Adult Education	54,192.00	-	-	54,192.00
4617 Rehabilitation Services	25,000.00	-	-	25,000.00
4821 Carl Perkins Secondary	170,235.00	-	-	170,235.00
4852 TANF	230,000.00	-	-	230,000.00
4874 Pell Grants	450,000.00	-	-	450,000.00
TOTAL FEDERAL SOURCES OF REVENUES	929,427.00	-	-	929,427.00
NON-REVENUE RECEIPTS:				
5600 Refund of Current Year Expenditures	-	-	-	-
TOTAL REVENUE	27,753,118.00	11,050,000.00	-	38,803,118.00
Fund Balance	14,305,852.15	13,878,694.94	-	28,184,547.09
TOTAL ALL SOURCES	\$ 42,058,970.15	\$ 24,928,694.94	\$ -	\$ 66,987,665.09

CANADIAN VALLEY TECHNOLOGY CENTER SCHOOL DISTRICT NO. 6
SUMMARY OF ESTIMATED EXPENDITURES
FISCAL YEAR 2020-2021
ORIGINAL BUDGET

PROPOSED EXPENDITURES	GOVERNMENTAL FUNDS			TOTAL APPROPRIATED FUNDS FY 2020-2021
	GENERAL FUND (11) FY 2020-2021	BUILDING FUND (21) FY 2020-2021	SINKING FUND (41) FY 2020-2021	
1000 INSTRUCTION	\$ 2,700,000.00	\$ 250,000.00	\$ -	\$ 2,950,000.00
1200 BIS REFUNDS	1,000.00	-	-	1,000.00
1500 CLIENT BASED PROGRAMS	1,400,000.00	50,000.00	-	1,450,000.00
1700 Instruction	9,500,000.00	2,443,694.94	-	11,943,694.94
2000 SUPPORT SERVICES:				
2100 Support Services - Students	2,200,000.00	50,000.00	-	2,250,000.00
2200 Support Services - Instructional Staff	1,400,000.00	50,000.00	-	1,450,000.00
2300 Support Services - General Administration	1,300,000.00	50,000.00	-	1,350,000.00
2400 Support Services - School Administration	4,000,000.00	50,000.00	-	4,050,000.00
2500 Support Services - Business	3,500,000.00	1,500,000.00	-	5,000,000.00
2600 Operation & Maintenance of Plant Services	2,152,970.15	2,500,000.00	-	4,652,970.15
2700 Student Transportation Services	200,000.00	500,000.00	-	700,000.00
2800 Support Services Central	-	-	-	-
2900 Other Support Services	-	-	-	-
TOTAL SUPPORT SERVICES	14,752,970.15	4,700,000.00	-	19,452,970.15
3000 OPERATION OF NON-INSTRUCTION SERVICES:				
3200 Other Enterprise Service Operations	1,900,000.00	50,000.00	-	1,950,000.00
3300 Community Service Operations	100,000.00	-	-	100,000.00
TOTAL OPERATION OF NON-INSTRUC. SERVICES	2,000,000.00	50,000.00	-	2,050,000.00
4000 FAC. ACQUISITION & CONST. SERVICES:				
4100 Supervision of Facilities	-	-	-	-
4200 Site Acquisition Services	-	50,000.00	-	50,000.00
4300 Site Improvement Services	-	35,000.00	-	35,000.00
4400 Architecture and Engineering Services	-	600,000.00	-	600,000.00
4600 Building Acquisition and Construction Services	-	8,000,000.00	-	8,000,000.00
4700 Building Improvement Services	-	250,000.00	-	250,000.00
4900 Other Facilities Acquistn and Constructn Services	-	-	-	-
TOTAL FAC. ACQUISITN & CONST. SERVICES	-	8,935,000.00	-	8,935,000.00
5000 OTHER OUTLAYS:				
5200 Petty Cash	-	-	-	-
5300 Clearing Account	-	-	-	-
TOTAL OTHER OUTLAYS	-	-	-	-
7200 STUDENT AID	-	-	-	-
7900 OTHER USES (Incentive/Contingency)	11,700,000.00	8,500,000.00	-	20,200,000.00
8900 OTHER REFUNDS	5,000.00	-	-	5,000.00
9999 INTEREST ON WARRANTS	-	-	-	-
TOTAL OTHER USES	11,705,000.00	8,500,000.00	-	20,205,000.00
TOTAL USES	\$ 42,058,970.15	\$ 24,928,694.94	\$ -	\$ 66,987,665.09

FUNDS BY CATEGORY

CATEGORY	FUNDS
General Fund	General Fund (11)
Special Revenue Fund	Building Fund (21)
Debt Service Fund	Sinking Fund (41)

CANADIAN VALLEY TECHNOLOGY CENTER SCHOOL DISTRICT NO. 6
SUMMARY OF ESTIMATED REVENUES
FISCAL YEAR 2020-2021
REVISED BUDGET

REVENUE SOURCES	GOVERNMENTAL FUNDS			TOTAL APPROPRIATED FUNDS FY 2021-2021
	GENERAL FUND (11) FY 2021-2021	BUILDING FUND (21) FY 2021-2021	SINKING FUND (41) FY 2021-2021	
LOCAL SOURCES OF REVENUES:				
1110 Ad Valorem Tax Levy (current)	\$ 20,500,205.13	\$ 10,247,621.31	\$ 1,286,460.94	\$ 32,034,287.38
1120 Ad Valorem Tax Levy (prior)	1,100,000.00	650,000.00	100,000.00	1,850,000.00
1130 Revenue In Lieu of Taxes	-	-	-	-
1211 Adult Education-Full-Time	90,000.00	-	-	90,000.00
1212 Adult Education-Short-Term	450,000.00	-	-	450,000.00
1213 Industry Specific	2,000.00	-	-	2,000.00
1290 Other Tuition and Fees	180,000.00	-	-	180,000.00
1200 Total Tuition and Fees	722,000.00	-	-	722,000.00
1310 Interest on Investments	50,000.00	-	-	50,000.00
1351 Interest on Protested Taxes	-	-	-	-
1352 Interest on Taxes	1,000.00	-	-	1,000.00
1300 Earnings on Investments	51,000.00	-	-	51,000.00
1400 Rentals, Disposals and Commissions	141,500.00	-	-	141,500.00
1500 Reimbursements	100,000.00	-	-	100,000.00
1600 Total Other Sources of Local Revenue	11,500.00	-	-	11,500.00
1700 Food Service Revenue	40,000.00	-	-	40,000.00
TOTAL LOCAL SOURCES OF REVENUE	22,666,205.13	10,897,621.31	1,386,460.94	34,950,287.38
STATE SOURCES OF REVENUES:				
3160 Farm Implement Tax Stamp	2,000.00	-	-	2,000.00
3412 National Board	30,000.00	-	-	30,000.00
3430 Adult Education	14,373.00	-	-	14,373.00
3620 State Land Reimbursement	-	-	-	-
3630 Department of Human Services	35,000.00	-	-	35,000.00
3690 Miscellaneous State Revenue	-	-	-	-
3819 Formula Operations	3,111,571.00	-	-	3,111,571.00
3831 Work Keys	-	-	-	-
3833 Industry and Safety Training	-	-	-	-
3834 Tips	239,383.00	-	-	239,383.00
3848 Safety Training	-	-	-	-
3841 CNA II	-	-	-	-
3844 Firefighter Training	5,584.00	-	-	5,584.00
3852 TANF (State)	29,100.00	-	-	29,100.00
Total 3856 Dropout Recovery	61,180.00	-	-	61,180.00
3864 Teacher Mentor	-	-	-	-
3869 Rehabilitation	-	-	-	-
3892 Oklahoma Education Lottery	-	-	-	-
3800 Total State Vocational Programs	3,446,818.00	-	-	3,446,818.00
TOTAL STATE SOURCES OF REVENUES	3,528,191.00	-	-	3,528,191.00
FEDERAL SOURCES OF REVENUES:				
4120 Federal Emergency Management Agency (FEMA)	-	-	-	-
4611 Adult Education	54,192.00	-	-	54,192.00
4617 Rehabilitation Services	25,000.00	-	-	25,000.00
4750 Child Nutrition Program	318,308.46	-	-	318,308.46
4821 Carl Perkins Secondary	170,235.00	-	-	170,235.00
4852 TANF	230,000.00	-	-	230,000.00
4815 CARES	318,308.46	-	-	318,308.46
4874 Pell Grants	450,000.00	-	-	450,000.00
TOTAL FEDERAL SOURCES OF REVENUES	1,247,735.46	-	-	1,247,735.46
NON-REVENUE RECEIPTS:				
5111 Premium on Bonds Sold	-	-	-	-
5600 Refund of Current Year Expenditures	-	-	-	-
TOTAL REVENUE	27,442,131.59	10,897,621.31	1,386,460.94	39,726,213.84
Fund Balance	16,175,923.21	14,631,503.51	606,507.82	31,413,934.54
TOTAL ALL SOURCES	\$ 43,618,054.80	\$ 25,529,124.82	\$ 1,992,968.76	\$ 71,140,148.38

CANADIAN VALLEY TECHNOLOGY CENTER SCHOOL DISTRICT NO. 6
SUMMARY OF ESTIMATED EXPENDITURES
FISCAL YEAR 2020-2021
REVISED BUDGET

PROPOSED EXPENDITURES	GOVERNMENTAL FUNDS			TOTAL APPROPRIATED FUNDS FY 2020-2021
	GENERAL FUND (11) FY 2020-2021	BUILDING FUND (21) FY 2020-2021	SINKING FUND (41) FY 2020-2021	
1000 INSTRUCTION	\$ 2,000,000.00	\$ 250,000.00	\$ -	\$ 2,250,000.00
1200 BIS REFUNDS	1,000.00	-	-	1,000.00
1500 CLIENT BASED PROGRAMS	1,400,000.00	50,000.00	-	1,450,000.00
1700 INSTRUCTION	9,409,554.80	2,944,124.82	-	12,353,679.62
2000 SUPPORT SERVICES:				
2100 Support Services - Students	2,200,000.00	50,000.00	-	2,250,000.00
2200 Support Services - Instructional Staff	1,400,000.00	50,000.00	-	1,450,000.00
2300 Support Services - General Administration	1,300,000.00	50,000.00	-	1,350,000.00
2400 Support Services - School Administration	3,400,000.00	50,000.00	-	3,450,000.00
2500 Support Services - Business	3,500,000.00	1,500,000.00	-	5,000,000.00
2600 Operation & Maintenance of Plant Services	2,400,000.00	2,500,000.00	-	4,900,000.00
2700 Student Transportation Services	200,000.00	500,000.00	-	700,000.00
2800 Support Services Central	-	-	-	-
2900 Other Support Services	-	-	-	-
TOTAL SUPPORT SERVICES	14,400,000.00	4,700,000.00	-	19,100,000.00
3000 OPERATION OF NON-INSTRUCTION SERVICES:				
3200 Other Enterprise Service Operations	1,900,000.00	50,000.00	-	1,950,000.00
3300 Community Service Operations	50,000.00	-	-	50,000.00
TOTAL OPERATION OF NON-INSTRUCTION SERVICES:	1,950,000.00	50,000.00	-	2,000,000.00
4000 FACILITIES ACQUISITION AND CONSTRUCTION SERVICES:				
4100 Supervision of Facilities	-	-	-	-
4200 Site Acquisition Services	-	50,000.00	-	50,000.00
4300 Site Improvement Services	-	35,000.00	-	35,000.00
4400 Architecture and Engineering Services	-	200,000.00	-	200,000.00
4600 Bldg Acquisition & Construction Services	-	8,000,000.00	-	8,000,000.00
4700 Building Improvement Services	-	250,000.00	-	250,000.00
4900 Other Facilities Acquisition and Construction Services	-	-	-	-
TOTAL FACILITIES ACQUISITION & CONSTRUCTION SERVICES	-	8,535,000.00	-	8,535,000.00
5000 OTHER OUTLAYS:				
5100 Debt Service	-	-	1,992,968.76	1,992,968.76
5200 Petty Cash	-	-	-	-
5300 Clearing Account	-	-	-	-
TOTAL OTHER OUTLAYS	-	-	1,992,968.76	1,992,968.76
7200 STUDENT AID	450,000.00	-	-	450,000.00
7900 OTHER USES (Incentive/Contingency)	14,000,000.00	9,000,000.00	-	23,000,000.00
8900 OTHER REFUNDS	7,500.00	-	-	7,500.00
9999 INTEREST ON WARRANTS	-	-	-	-
TOTAL OTHER USES	14,457,500.00	9,000,000.00	-	23,457,500.00
TOTAL USES	\$ 43,618,054.80	\$ 25,529,124.82	\$ 1,992,968.76	\$ 71,140,148.38

CANADIAN VALLEY TECHNOLOGY CENTER SCHOOL DISTRICT NO. 6
SUMMARY OF ESTIMATED REVENUES
FISCAL YEAR 2020-2021
REVISED BUDGET

GENERAL FUND (11)	ACTUAL FY 19-20	ORIGINAL BUDGET FY 20-21	CHANGES FROM ORIGINAL TO AMENDED BUDGET	AMENDED BUDGET FY 20-21
LOCAL SOURCES OF REVENUES:				
1110 Ad Valorem Tax Levy (current)	\$ 21,017,882.65	\$ 20,900,000.00	\$ (399,794.87)	\$ 20,500,205.13
1120 Ad Valorem Tax Levy (prior)	1,411,302.10	1,100,000.00	-	1,100,000.00
1130 Revenue In Lieu of Taxes	39,375.13	-	-	-
1211 Adult Education-Full Time	94,486.04	95,000.00	(5,000.00)	90,000.00
1212 Adult Education-Short Term	511,569.77	500,000.00	(50,000.00)	450,000.00
1213 Adult Education-Other Programs	3,750.00	5,000.00	(3,000.00)	2,000.00
1290 Other Tuition and Fees	207,335.04	210,000.00	(30,000.00)	180,000.00
1200 Total Tuition and Fees	817,140.85	810,000.00	(88,000.00)	722,000.00
1310 Interest Earnings	190,886.28	100,000.00	(50,000.00)	50,000.00
1351 Interest on Protested Taxes	-	-	-	-
1352 Interest on Taxes	11,282.01	-	1,000.00	1,000.00
1300 Earnings on Investments	202,168.29	100,000.00	(49,000.00)	51,000.00
1410 Rental of School Facilities	540.00	500.00	-	500.00
1440 Sale of Equipment	73,948.92	70,000.00	(20,000.00)	50,000.00
1450 Bookstore Revenue	125,011.89	100,000.00	(20,000.00)	80,000.00
1470 Shop Revenue	3,929.63	3,500.00	(2,500.00)	1,000.00
1490 Other Rental, Disposal, and Commission	18,443.39	30,000.00	(20,000.00)	10,000.00
1400 Rentals, Disposals and Commissions	221,873.83	204,000.00	(62,500.00)	141,500.00
1510 Insurance Loss Recoveries	-	-	-	-
1530 Damages to School Property	-	-	-	-
1550 Workers Compensation	-	-	-	-
1590 Miscellaneous Reimbursements	177,841.29	100,000.00	-	100,000.00
1500 Reimbursements	177,841.29	100,000.00	-	100,000.00
1610 Contrib from private	-	-	-	-
1650 District Contracts	59,800.00	-	-	-
1660 Mineral Royalties	568.23	500.00	-	500.00
1680 Refund of Expenditures	5,104.99	3,000.00	-	3,000.00
1690 Misc. Revenue from District Sources	15,236.95	8,000.00	-	8,000.00
1600 Total Other Sources of Local Revenue	80,710.17	11,500.00	-	11,500.00
1700 Food Service Revenue	89,235.50	100,000.00	(60,000.00)	40,000.00
TOTAL LOCAL SOURCES OF REVENUE	24,057,529.81	23,325,500.00	(659,294.87)	22,666,205.13
3160 Farm Implement Tax Stamp	2,266.18	2,000.00	-	2,000.00
3412 National Board	35,000.00	-	30,000.00	30,000.00
3430 Adult Education	10,778.82	14,373.00	-	14,373.00
3620 State Land Reimbursement	24.41	-	-	-
3630 Department of Human Services	29,217.70	35,000.00	-	35,000.00
3690 Miscellaneous State Revenue	-	-	-	-
3819 Formula Operations	3,556,526.00	3,111,571.00	-	3,111,571.00
3820 Oklahoma Tuition Aid Grant	17,440.00	-	-	-
3832 Training Industry Group	-	-	-	-
3833 Industry and Safety Training	268,098.70	239,383.00	-	239,383.00
3834 Tips	17,100.00	-	-	-
3844 Firefighter Training	11,396.67	5,584.00	-	5,584.00
3852 TANF (State)	29,100.00	29,100.00	-	29,100.00
3856 Dropout Recovery	61,180.00	61,180.00	-	61,180.00
3861 Statewide Program	-	-	-	-
3864 Teacher Mentor	-	-	-	-
3892 Oklahoma Education Lottery	-	-	-	-
3800 Total State Vocational Programs	3,960,841.37	3,446,818.00	-	3,446,818.00
TOTAL STATE SOURCES OF REVENUES	4,038,128.48	3,498,191.00	30,000.00	3,528,191.00

CANADIAN VALLEY TECHNOLOGY CENTER SCHOOL DISTRICT NO. 6
SUMMARY OF ESTIMATED REVENUES
FISCAL YEAR 2020-2021
REVISED BUDGET

GENERAL FUND (11)	ACTUAL FY 19-20	ORIGINAL BUDGET FY 20-21	CHANGES FROM ORIGINAL TO AMENDED BUDGET	AMENDED BUDGET FY 20-21
FEDERAL SOURCES OF REVENUES:				
4120 Federal Emergency Management Agency	111,619.91	-	-	-
4611 Adult Education	33,770.64	54,192.00	-	54,192.00
4617. Rehabilitation Services	54,975.00	25,000.00	-	25,000.00
4815 CARES	283,038.54	-	318,308.46	318,308.46
4821 Carl Perkins Secondary	181,325.04	170,235.00	-	170,235.00
4852 TANF	190,478.50	230,000.00	-	230,000.00
4874 Pell Grants	449,382.00	450,000.00	-	450,000.00
TOTAL FEDERAL SOURCES OF REVENUES	<u>1,304,589.63</u>	<u>929,427.00</u>	<u>318,308.46</u>	<u>1,247,735.46</u>
NON-REVENUE RECEIPTS:				
5600 Refund of Current Year Expenditures	27,399.42	-	-	-
TOTAL REVENUE	<u>29,427,647.34</u>	<u>27,753,118.00</u>	<u>(310,986.41)</u>	<u>27,442,131.59</u>
Fund Balance	-	14,305,852.15	1,870,071.06	16,175,923.21
TOTAL ALL SOURCES	<u>\$ 29,427,647.34</u>	<u>\$ 42,058,970.15</u>	<u>\$ 1,559,084.65</u>	<u>\$ 43,618,054.80</u>

CANADIAN VALLEY TECHNOLOGY CENTER SCHOOL DISTRICT NO. 6
SUMMARY OF ESTIMATED EXPENDITURES
FISCAL YEAR 2020-2021
REVISED BUDGET

GENERAL FUND (11)	ACTUAL FY 19-20	ORIGINAL BUDGET FY 20-21	CHANGES FROM ORIGINAL TO AMENDED BUDGET	AMENDED BUDGET FY 20-21
1000 INSTRUCTION:	\$ 1,993,309.65	\$ 2,700,000.00	\$ (700,000.00)	\$ 2,000,000.00
1200 BIS REFUNDS	-	1,000.00	-	1,000.00
1500 CLIENT BASED PROGRAMS:	1,157,691.78	1,400,000.00	-	1,400,000.00
1700 INSTRUCTION:	8,698,182.68	9,500,000.00	(90,445.20)	9,409,554.80
SUPPORT SERVICES:				
2100 Support Services - Students	1,796,062.68	2,200,000.00	-	2,200,000.00
2200 Support Services - Instructional Staff	1,229,557.26	1,400,000.00	-	1,400,000.00
2300 Support Services - General Administration	979,985.23	1,300,000.00	-	1,300,000.00
2400 Support Services - School Administration	3,165,928.65	4,000,000.00	(600,000.00)	3,400,000.00
2500 Support Services - Business	3,280,696.43	3,500,000.00	-	3,500,000.00
2600 Operation & Maint. of Plant Services	1,115,255.10	2,152,970.15	247,029.85	2,400,000.00
2700 Student Transportation Services	124,847.19	200,000.00	-	200,000.00
2800 Support Services Central	-	-	-	-
2900 Other Support Services	-	-	-	-
TOTAL SUPPORT SERVICES	11,692,332.54	14,752,970.15	(352,970.15)	14,400,000.00
OTHER SUPPORT SERVICES:				
3000 OPERATION OF NON-INSTRUCTION SERVICES:				
3100 Child Nutrition Programs Operations	-	-	-	-
3200 Other Enterprise Service Operations	1,644,253.87	1,900,000.00	-	1,900,000.00
3300 Community Service Operations	111,876.00	100,000.00	(50,000.00)	50,000.00
TOTAL OPERATION OF NON-INSTRUCTION SERVICES	1,756,129.87	2,000,000.00	(50,000.00)	1,950,000.00
4400 Architecture and Engineering Services	-	-	-	-
TOTAL FACILITIES ACQUISITION & CONSTRUCTION SERVICES	-	-	-	-
5000 OTHER OUTLAYS:				
5100 Debt Service	-	-	-	-
5200 FND Transfer/Reimb	-	-	-	-
5300 Clearing Account	-	-	-	-
5600 Reimbursements	7,059.33	-	-	-
TOTAL OTHER OUTLAYS	7,059.33	-	-	-
7200 STUDENT AID	677,091.97	-	450,000.00	450,000.00
7400 WORKER'S COMP CLAIMS	-	-	-	-
7900 OTHER USES (Incentive/Contingency)	-	11,700,000.00	2,300,000.00	14,000,000.00
8000 REPAYMENT	-	-	-	-
8900 OTHER REFUNDS	5,922.55	5,000.00	2,500.00	7,500.00
9999 INTEREST ON WARRANTS	-	-	-	-
TOTAL USES	\$ 25,987,720.37	\$ 42,058,970.15	\$ 1,559,084.65	\$ 43,618,054.80

CANADIAN VALLEY TECHNOLOGY CENTER SCHOOL DISTRICT NO. 6
SUMMARY OF ESTIMATED REVENUES
FISCAL YEAR 2020-2021
REVISED BUDGET

BUILDING FUND (21)	ACTUAL FY 19-20	ORIGINAL BUDGET FY 20-21	CHANGES FROM ORIGINAL TO AMENDED BUDGET	AMENDED BUDGET FY 20-21
LOCAL SOURCES OF REVENUES:				
1110 Ad Valorem Tax Levy (current)	\$ 10,506,795.65	\$ 10,400,000.00	\$ (152,378.69)	\$ 10,247,621.31
1120 Ad Valorem Tax Levy (prior)	705,363.75	650,000.00	-	650,000.00
1130 Revenue In Lieu of Taxes	19,687.57	-	-	-
1310 Interest Earnings	47,210.01	-	-	-
1351 Interest on Protested Taxes	-	-	-	-
1352 Interest on Taxes	-	-	-	-
1300 Earnings on Investments	47,210.01	-	-	-
1420 Rental of Property	7,520.00	-	-	-
1530 Damage to School Property	-	-	-	-
1550 Workers' Compensation	-	-	-	-
1590 Miscellaneous Reimbursements	7,439.68	-	-	-
1500 Reimbursements	7,439.68	-	-	-
1660 Mineral Royalties & Lease Revenue	-	-	-	-
1680 Refund of Expenditures	22.28	-	-	-
1690 Misc. Revenue from District Sources	-	-	-	-
1600 Total Other Sources of Local Revenue	22.28	-	-	-
TOTAL LOCAL SOURCES OF REVENUE	<u>11,294,038.94</u>	<u>11,050,000.00</u>	<u>(152,378.69)</u>	<u>10,897,621.31</u>
STATE SOURCES OF REVENUES:				
3160 Farm Implement Tax Stamp	1,132.00	-	-	-
3610 Additional Homestead Reimbursement	-	-	-	-
3620 State Land Reimbursement	12.21	-	-	-
3630 Department of Human Services	-	-	-	-
TOTAL STATE SOURCES OF REVENUES	<u>1,144.21</u>	<u>-</u>	<u>-</u>	<u>-</u>
FEDERAL SOURCES OF REVENUES:				
4120 Federal Emergency Management Agency	691,350.00	-	-	-
TOTAL FEDERAL SOURCES OF REVENUES	<u>691,350.00</u>	<u>-</u>	<u>-</u>	<u>-</u>
5600 Refund of Current Year Expenditures	-	-	-	-
TOTAL REVENUE	<u>11,986,533.15</u>	<u>11,050,000.00</u>	<u>(152,378.69)</u>	<u>10,897,621.31</u>
Fund Balance	-	13,878,694.94	752,808.57	14,631,503.51
TOTAL ALL SOURCES	<u>\$ 11,986,533.15</u>	<u>\$ 24,928,694.94</u>	<u>\$ 600,429.88</u>	<u>\$ 25,529,124.82</u>

CANADIAN VALLEY TECHNOLOGY CENTER SCHOOL DISTRICT NO. 6
SUMMARY OF ESTIMATED EXPENDITURES
FISCAL YEAR 2020-2021
REVISED BUDGET

BUILDING FUND (21)	ACTUAL FY 19-20	ORIGINAL BUDGET FY 20-21	CHANGES FROM ORIGINAL TO AMENDED BUDGET	AMENDED BUDGET FY 20-21
1000 INSTRUCTION:	\$ 23,796.58	\$ 250,000.00	\$ -	\$ 250,000.00
1500 CLIENT BASED PROGRAMS:	8,233.90	50,000.00	-	50,000.00
1700 INSTRUCTION:	773,926.38	2,443,694.94	500,429.88	2,944,124.82
SUPPORT SERVICES:				
2100 Support Services - Students	13,127.72	50,000.00	-	50,000.00
2200 Support Services - Instructional Staff	18,405.32	50,000.00	-	50,000.00
2300 Support Services - General Administration	2,278.00	50,000.00	-	50,000.00
2400 Support Services - School Administration	-	50,000.00	-	50,000.00
2500 Support Services - Business	825,957.44	1,500,000.00	-	1,500,000.00
2600 Operation & Maint. of Plant Services	2,588,807.41	2,500,000.00	-	2,500,000.00
2700 Student Transportation Services	340,212.98	500,000.00	-	500,000.00
2800 Support Services Central	-	-	-	-
2900 Other Support Services	-	-	-	-
TOTAL SUPPORT SERVICES	3,788,788.87	4,700,000.00	-	4,700,000.00
OTHER SUPPORT SERVICES:				
3000 OPERATION OF NON-INSTRUCTION SERVICES:				
3100 Child Nutrition Programs Operations	-	-	-	-
3200 Other Enterprise Service Operations	29,995.43	50,000.00	-	50,000.00
3390 Community Service Operations	-	-	-	-
TOTAL OPERATION OF NON-INSTRUCTION SERVICES	29,995.43	50,000.00	-	50,000.00
4000 FACILITIES ACQUISITION AND CONSTRUCTION SERVICES:				
4100 Supervision of Facilities	-	-	-	-
4200 Site Acquisition Services	325.00	50,000.00	-	50,000.00
4300 Site Improvement Services	-	35,000.00	-	35,000.00
4400 Architecture and Engineering Services	165,572.11	600,000.00	(400,000.00)	200,000.00
4600 Bldg Acquisition & Construction Services	3,955,336.91	8,000,000.00	-	8,000,000.00
4700 Building Improvement Services	-	250,000.00	-	250,000.00
TOTAL FACILITIES ACQUISITION & CONSTRUCTION SERVICES	4,121,234.02	8,935,000.00	(400,000.00)	8,535,000.00
5000 OTHER OUTLAYS:				
5300 Clearing Account	-	-	-	-
5600 Correcting Entry	-	-	-	-
5800 Reserve for Contingency	-	-	-	-
TOTAL OTHER OUTLAYS	-	-	-	-
7400 WORKER'S COMP CLAIMS	-	-	-	-
7900 OTHER USES (Incentive/Contingency)	-	8,500,000.00	500,000.00	9,000,000.00
8000 REPAYMENT	-	-	-	-
8900 OTHER REFUNDS	-	-	-	-
9999 INTEREST ON WARRANTS	-	-	-	-
TOTAL USES	\$ 8,745,975.18	\$ 24,928,694.94	\$ 600,429.88	\$ 25,529,124.82

**CANADIAN VALLEY TECHNOLOGY CENTER SCHOOL DISTRICT NO. 6
SUMMARY OF ESTIMATED REVENUES
FISCAL YEAR 2020-2021
REVISED BUDGET**

SINKING FUND (41)	ACTUAL FY 19-20	ORIGINAL BUDGET FY 20-21	CHANGES FROM ORIGINAL TO AMENDED BUDGET	AMENDED BUDGET FY 20-21
LOCAL SOURCES OF REVENUES:				
1110 Ad Valorem Tax Levy (current)	\$ 1,214,404.36	\$ -	\$ 1,286,460.94	\$ 1,286,460.94
1120 Ad Valorem Tax Levy (prior)	102,568.25	-	100,000.00	100,000.00
1130 Revenue In Lieu of Taxes	2,890.99	-	-	-
1310 Interest Earnings	6,618.92	-	-	-
1340 Accrued Int. On Bond Sales	-	-	-	-
1352 Interest on Taxes	-	-	-	-
1300 Earnings on Investments	6,618.92	-	-	-
TOTAL LOCAL SOURCES OF REVENUE	<u>1,326,482.52</u>	<u>-</u>	<u>1,386,460.94</u>	<u>1,386,460.94</u>
STATE SOURCES OF REVENUES:				
3160 Farm Implement Tax Stamp	143.41	-	-	-
3610 Additional Homestead Reimbursement	-	-	-	-
3620 State Land Reimbursement	1.42	-	-	-
3630 Department of Human Services	-	-	-	-
TOTAL STATE SOURCES OF REVENUES	<u>144.83</u>	<u>-</u>	<u>-</u>	<u>-</u>
5111 Premium on Bonds Sold	-	-	-	-
5600 Refund of Current Year Expenditures	-	-	-	-
TOTAL REVENUE	<u>1,326,627.35</u>	<u>-</u>	<u>1,386,460.94</u>	<u>1,386,460.94</u>
Fund Balance	-	-	606,507.82	606,507.82
TOTAL ALL SOURCES	<u>\$ 1,326,627.35</u>	<u>\$ -</u>	<u>\$ 1,992,968.76</u>	<u>\$ 1,992,968.76</u>

**CANADIAN VALLEY TECHNOLOGY CENTER SCHOOL DISTRICT NO. 6
SUMMARY OF ESTIMATED EXPENDITURES
FISCAL YEAR 2020-2021
REVISED BUDGET**

SINKING FUND (41)	ACTUAL FY 19-20	ORIGINAL BUDGET FY 20-21	CHANGES FROM ORIGINAL TO AMENDED BUDGET	AMENDED BUDGET FY 20-21
1000 INSTRUCTION:	\$ -	\$ -	\$ -	\$ -
SUPPORT SERVICES:				
2000 Support Services	-	-	-	-
TOTAL SUPPORT SERVICES	-	-	-	-
3000 OPERATION OF NON-INSTRUCTION SERVICES:	-	-	-	-
TOTAL OPERATION OF NON- INSTRUCTION SERVICES	-	-	-	-
4000 FACILITIES ACQUISITION AND CON- STRUCTION SERVICES:	-	-	-	-
TOTAL FACILITIES ACQUISITION & CONSTRUCTION SERVICES	-	-	-	-
5000 OTHER OUTLAYS:				
5100 Debt Service	1,502,212.50	-	1,992,968.76	1,992,968.76
5200 Reimbursements	-	-	-	-
5300 Clearing Account	-	-	-	-
5600 Correcting Entry	-	-	-	-
TOTAL CAPITAL OUTLAYS	1,502,212.50	-	1,992,968.76	1,992,968.76
7400 WORKER'S COMP CLAIMS	-	-	-	-
7900 OTHER USES (Incentive/Contingency)	-	-	-	-
8000 REPAYMENT	-	-	-	-
TOTAL USES	<u>\$ 1,502,212.50</u>	<u>\$ -</u>	<u>\$ 1,992,968.76</u>	<u>\$ 1,992,968.76</u>

BOARD OF EDUCATION
CANADIAN VALLEY TECHNOLOGY CENTER SCHOOL DISTRICT NO. 6
6505 East Highway 66
El Reno, Oklahoma 73036
(405) 262-2629


ADOPTION OF SCHOOL DISTRICT BUDGET

STATE OF OKLAHOMA, COUNTY OF CANADIAN.

We, the undersigned members of the Canadian Valley Technology Center School District No. 6 Board of Education of said County and State, do hereby certify that we have adopted the Canadian Valley Technology Center School District No. 6 **Amended** Budget Financing Plan as is herewith presented this 13th day of October, 2020.



Jimmie Vickrey, President



Penny Jones, Vice President




Dean Riddell, Clerk



Travis Posey, Deputy Clerk



Christy Stanley, Member

ATTEST:


Dean Riddell
Clerk of Board of Education

CERTIFICATION OF EXCISE BOARD

STATE OF OKLAHOMA, COUNTY OF CANADIAN

We the undersigned members of the Canadian County Excise Board, certify that we have examined the Canadian Valley Technology Center School District No. 6 **Amended** Budget Financing Plan and do herewith approve said plan this 27th day of October, 2020.

CANADIAN COUNTY EXCISE BOARD

Lynda Ramsey, Chairman
via teleconference

[Signature], Vice-Chairman

Deborah Harrison, Member
via teleconference

ATTEST:

Sherry Murray CANADIAN COUNTY CLERK



LEVY SHEET
CANADIAN VALLEY TECHNOLOGY CENTER
SCHOOL DISTRICT NO. 6, CANADIAN COUNTY
FISCAL YEAR 2020-2021

COUNTY	NET ASSESSED VALUATION	MILLAGE	GENERAL FUND	BUILDING FUND	SINKING FUND
CANADIAN	\$ 1,665,999,586	10.40 5.20 0.57	\$ 17,326,395.69	\$ 8,663,197.85	\$ 949,594.92
GRADY	589,571,522	10.31 5.15 0.57	6,078,482.39	3,036,293.34	\$ 336,046.97
OKLAHOMA	101,965,302	10.48 5.24 0.57	1,068,596.36	534,298.18	\$ 58,118.70
CADDO	5,036,673	10.24 5.12 0.57	51,575.53	25,787.77	\$ 2,870.83
CLEVELAND	5,630,508	10.31 5.15 0.57	58,050.54	28,997.12	\$ 3,209.31
MCCLAIN	1,106,991	10.52 5.26 0.57	11,645.55	5,822.77	\$ 630.97
KINGFISHER	301,956	10.07 5.03 0.57	3,040.70	1,518.84	\$ 172.11
GARVIN	245,939	10.00 5.00 0.57	2,459.39	1,229.70	\$ 140.18
TOTAL	\$ 2,369,858,477		\$ 24,600,246.15	\$ 12,297,145.57	\$ 1,350,783.99
	LESS RESERVE	20%	(4,100,041.03)	(2,049,524.26)	\$ (64,323.05)
	LESS RESERVE	5%			\$ (64,323.05)
	TOTAL		\$ 20,500,205.13	\$ 10,247,621.31	\$ 1,286,460.94

Appropriation approved and provision made	\$ 1,341,009.38
Excess of assets over liabilities	54,548.44
Balance required	<u>1,286,460.94</u>
Add allowance for delinquency	64,323.05
Total required for 2020 Tax	<u>\$ 1,350,783.99</u>

COUNTY	REAL ESTATE GROSS	HOMESTEAD EXEMPTION	REAL ESTATE NET	PERSONAL PROPERTY	PUBLIC SERVICE	TOTAL NET
CANADIAN	\$ 1,251,446,811	\$ 52,231,502	\$ 1,199,215,309	\$ 371,021,189	\$ 95,763,088	\$ 1,665,999,586
GRADY	243,964,112	14,129,491	229,834,621	300,410,345	59,326,556	589,571,522
OKLAHOMA	101,861,294	3,957,880	97,903,414	1,319,008	2,742,880	101,965,302
CADDO	836,768	67,480	769,288	3,591,966	675,419	5,036,673
CLEVELAND	5,700,310	265,984	5,434,326	41,596	154,586	5,630,508
MCCLAIN	359,747	27,525	332,222	663,940	110,829	1,106,991
KINGFISHER	217,274	35,486	181,788	119,567	601	301,956
GARVIN	1,766	-	1,766	209,456	34,717	245,939
TOTAL	\$ 1,604,388,082	\$ 70,715,348	\$ 1,533,672,734	\$ 677,377,067	\$ 158,808,676	\$ 2,369,858,477
						\$ 2,369,858,477

NOTICE OF PUBLIC HEARING
CANADIAN VALLEY TECHNOLOGY CENTER SCHOOL DISTRICT NO. 6

Notice is hereby given that the Canadian Valley Technology Center School District No. 6 Board of Education, El Reno, Oklahoma, will hold a Public Hearing beginning at 5:30 p.m. on the 25th day of June, 2020 for the purpose of accepting comments and for holding an open discussion, including answering of questions, on the following proposed Canadian Valley Technology Center School District No. 6 Fiscal Year 2020-2021 Budget. The hearing will be held in the Board Room, Dr. Greg Z. Winters District Administration Building, at Canadian Valley Technology Center, El Reno Campus, 6505 E. Highway 66, El Reno, Oklahoma 73036

Dated at El Reno, Oklahoma this 17th day of June, 2020.

CANADIAN VALLEY TECHNOLOGY CENTER SCHOOL DISTRICT NO. 6
SUMMARY OF ESTIMATED REVENUES
Fiscal Year 2020-2021

	GOVERNMENTAL FUNDS		TOTAL APPROP FUNDS
	GENERAL FUND	BUILDING FUND	
ESTIMATE OF REVENUES:			
LOCAL SOURCES OF REVENUES:			
1110 Ad valorem Tax Levy (current)	\$ 20,900,000.00	\$ 10,400,000.00	\$ 31,300,000.00
1120 Ad valorem Tax Levy (prior)	1,100,000.00	650,000.00	1,750,000.00
1200 Tuition and Fees	810,000.00	-	810,000.00
1300 Earnings on Investments	100,000.00	-	100,000.00
1400 Rentals & Commissions	204,000.00	-	204,000.00
1500 Reimbursements	100,000.00	-	100,000.00
1600 Other Local Revenue	11,500.00	-	11,500.00
1700 Food Service Revenue	100,000.00	-	100,000.00
TOTAL LOCAL SOURCES OF REVENUE	23,325,500.00	11,050,000.00	34,375,500.00
STATE SOURCES OF REVENUE:			
3100 Dedicated Revenue	2,000.00	-	2,000.00
3400 State - Categorical	14,373.00	-	14,373.00
3600 Other State Sources of Revenue	35,000.00	-	35,000.00
3800 State Technology Prog - Multi Source	3,446,818.00	-	3,446,818.00
TOTAL STATE SOURCES OF REVENUE	3,498,191.00	-	3,498,191.00
FEDERAL SOURCES OF REVENUES:			
4600 Other Federal Sources	79,192.00	-	79,192.00
4700 Child Nutrition Programs	-	-	-
4800 Federal Vocational Education	850,235.00	-	850,235.00
TOTAL FED SOURCES OF REVENUE	929,427.00	-	929,427.00
5600 Refund of Current Yr. Expenditures	-	-	-
TOTAL REVENUE	27,753,118.00	11,050,000.00	38,803,118.00
Estimated Fund Balance	14,305,852.15	13,878,694.94	28,184,547.09
TOTAL FINANCING SOURCES	\$ 42,058,970.15	\$ 24,928,694.94	\$ 66,987,665.09

CANADIAN VALLEY TECHNOLOGY CENTER SCHOOL DISTRICT NO. 6
SUMMARY OF ESTIMATED EXPENDITURES
Fiscal Year 2020-2021

	GOVERNMENTAL FUNDS		TOTAL APPROP FUNDS
	GENERAL FUND	BUILDING FUND	
PROPOSED USES:			
1000 INSTRUCTION:	\$ 2,700,000.00	\$ 250,000.00	\$ 2,950,000.00
1200 BIS REFUNDS	1,000.00	-	1,000.00
1500 CLIENT BASED PROGRAMS:	1,400,000.00	50,000.00	1,450,000.00
1700 INSTRUCTION:	9,500,000.00	2,443,694.94	11,943,694.94
2000 SUPPORT SERVICES:			
2100 Support Services-Students	2,200,000.00	50,000.00	2,250,000.00
2200 Support Services-Instructional Staff	1,400,000.00	50,000.00	1,450,000.00
2300 Support Services-General Administration	1,300,000.00	50,000.00	1,350,000.00
2400 Support Services-School Administration	4,000,000.00	50,000.00	4,050,000.00
2500 Support Services-Business Administration	3,500,000.00	1,500,000.00	5,000,000.00
2600 Operation & Maintenance of Plant Services	2,152,970.15	2,500,000.00	4,652,970.15
2700 Student Transportation Services	200,000.00	500,000.00	700,000.00
2800 Support Services-Central	-	-	-
TOTAL SUPPORT SERVICES	14,752,970.15	4,700,000.00	19,452,970.15
3000 OPER OF NON-INSTRUC SERVICES			
3200 Other Enterprise Service Operations	1,900,000.00	50,000.00	1,950,000.00
3300 Community Service Operations	100,000.00	-	100,000.00
TOTAL OPER OF NON-INSTRUC SERVICES	2,000,000.00	50,000.00	2,050,000.00
4000 FACIL ACQUISITION & CONST SERVICES:			
4100 Supervision of Facilities	-	-	-
4200 Site Acquisition Services	-	50,000.00	50,000.00
4300 Site Improvement Services	-	35,000.00	35,000.00
4400 Architecture and Engineering Services	-	600,000.00	600,000.00
4600 Building Acquisition and Construction	-	8,000,000.00	8,000,000.00
4700 Building Improvement Services	-	250,000.00	250,000.00
4900 Other Facilities Acquisitrn and Construct	-	-	-
TOTAL FACIL ACQUISITION & CONST SERVICES	-	8,935,000.00	8,935,000.00
5000 OTHER OUTLAYS:			
5200 Petty Cash	-	-	-
5300 Clearing Account	-	-	-
TOTAL OTHER OUTLAYS	-	-	-
7200 STUDENT AID	-	-	-
7900 OTHER USES (Incentive/Contingency)	11,700,000.00	8,500,000.00	20,200,000.00
8900 OTHER REFUNDS	5,000.00	-	5,000.00
TOTAL PROPOSED USES	\$ 42,058,970.15	\$ 24,928,694.94	\$ 66,987,665.09

SINKING FUND ACCOUNTS COVERING THE PERIOD JULY 1, 2019 TO JUNE 30, 2020
ESTIMATE OF NEEDS FOR 2020-2021

EXHIBIT "E"

Page 1-A

Schedule 1, Detail of Bond and Coupon Indebtedness as of June 30, 2020 - Not Affecting Homesteads (New)					
PURPOSE OF BOND ISSUE:					Building 2014
Date Of Issue					6/1/2014
Date Of Sale By Delivery					6/1/2014
HOW AND WHEN BONDS MATURE:					
Uniform Maturities:					
Date Maturity Begins					6/1/2016
Amount Of Each Uniform Maturity					\$ 1,335,000.00
Final Maturity Otherwise:					
Date of Final Maturity					6/1/2024
Amount of Final Maturity					\$ 1,335,000.00
AMOUNT OF ORIGINAL ISSUE					\$ 12,000,000.00
Cancelled, In Judgement Or Delayed For Final Levy Year					\$ 0.00
Basis of Accruals Contemplated on Net Collections or Better in Anticipation:					
Bond Issues Accruing By Tax Levy					\$ 12,000,000.00
Years To Run					10
Normal Annual Accrual					\$ 1,200,000.00
Tax Years Run					6
Accrual Liability To Date					\$ 7,200,000.00
Deductions From Total Accruals:					
Bonds Paid Prior To 6-30-2019					\$ 5,325,000.00
Bonds Paid During 2019-2020					\$ 1,335,000.00
Matured Bonds Unpaid					\$ 0.00
Balance Of Accrual Liability					\$ 540,000.00
TOTAL BONDS OUTSTANDING 6-30-2020:					
Matured					\$ 0.00
Unmatured					\$ 5,340,000.00
Coupon Computation:					
	Coupon Date	Unmatured Amount	% Int.	Months	Interest Amount
Bonds and Coupons				Mo.	\$ 0.00
Bonds and Coupons				Mo.	\$ 0.00
Bonds and Coupons				Mo.	\$ 0.00
Bonds and Coupons	6/1/2021	\$ 1,335,000.00	2.250%	11 Mo.	\$ 27,534.38
Bonds and Coupons	6/1/2022	\$ 1,335,000.00	2.500%	12 Mo.	\$ 33,375.00
Bonds and Coupons	6/1/2023	\$ 1,335,000.00	3.000%	12 Mo.	\$ 40,050.00
Bonds and Coupons	6/1/2024	\$ 1,335,000.00	3.000%	12 Mo.	\$ 40,050.00
Bonds and Coupons			0.000%	0 Mo.	\$ 0.00
Bonds and Coupons			0.000%	0 Mo.	\$ 0.00
Bonds and Coupons				Mo.	\$ 0.00
Requirement for Interest Earnings After Last Tax-Levy Year:					
Terminal Interest To Accrue					\$ 0.00
Years To Run					0
Accrue Each Year					\$ 0.00
Tax Years Run					0
Total Accrual To Date					\$ 0.00
Current Interest Earned Through 2020-2021					\$ 141,009.38
Total Interest To Levy For 2020-2021					\$ 141,009.38
INTEREST COUPON ACCOUNT:					
Interest Earned But Unpaid 6-30-2019:					
Matured					\$ 0.00
Unmatured					\$ 14,184.38
Interest Earnings 2019-2020					\$ 167,987.50
Coupons Paid Through 2019-2020					\$ 170,212.50
Interest Earned But Unpaid 6-30-2020:					
Matured					\$ 0.00
Unmatured					\$ 11,959.38

SINKING FUND ACCOUNTS COVERING THE PERIOD JULY 1, 2019 TO JUNE 30, 2020
ESTIMATE OF NEEDS FOR 2020-2021

EXHIBIT "E"

Page 2

PURPOSE OF BOND ISSUE:		Total All Bonds
Schedule 1, Detail of Bond and Coupon Indebtedness as of June 30, 2020 - Not Affecting Homesteads (New)		
HOW AND WHEN BONDS MATURE:		
Uniform Maturities:		
Amount Of Each Uniform Maturity	\$	1,335,000.00
Final Maturity Otherwise:		
Amount of Final Maturity	\$	1,335,000.00
AMOUNT OF ORIGINAL ISSUE		
Cancelled, In Judgement Or Delayed For Final Levy Year		
	\$	0.00
Basis of Accruals Contemplated on Net Collections or Better in Anticipation:		
Bond Issues Accruing By Tax Levy		
	\$	12,000,000.00
Normal Annual Accrual		
	\$	1,200,000.00
Accrual Liability To Date		
	\$	7,200,000.00
Deductions From Total Accruals:		
Bonds Paid Prior To 6-30-2019		
	\$	5,325,000.00
Bonds Paid During 2019-2020		
	\$	1,335,000.00
Matured Bonds Unpaid		
	\$	0.00
Balance Of Accrual Liability		
	\$	540,000.00
TOTAL BONDS OUTSTANDING 6-30-2020:		
Matured		
	\$	0.00
Unmatured		
	\$	5,340,000.00
Requirement for Interest Earnings After Last Tax-Levy Year:		
Terminal Interest To Accrue		
	\$	0.00
Accrue Each Year		
	\$	0.00
Total Accrual To Date		
	\$	0.00
Current Interest Earned Through 2020-2021		
	\$	141,009.38
Total Interest To Levy For 2020-2021		
	\$	141,009.38
INTEREST COUPON ACCOUNT:		
Interest Earned But Unpaid 6-30-2019:		
Matured		
	\$	0.00
Unmatured		
	\$	14,184.38
Interest Earnings 2019-2020		
	\$	167,987.50
Coupons Paid Through 2019-2020		
	\$	170,212.50
Interest Earned But Unpaid 6-30-2020:		
Matured		
	\$	0.00
Unmatured		
	\$	11,959.38

SINKING FUND ACCOUNTS COVERING THE PERIOD JULY 1, 2019 TO JUNE 30, 2020
ESTIMATE OF NEEDS FOR 2020-2021

EXHIBIT "E"

Page 3

Schedule 2, Detail of Judgment Indebtedness as of June 30, 2020 - Not Affecting Homesteads (New)				
Judgments For Indebtedness Originally Incurred After January 8, 1937. (New)				
IN FAVOR OF				
BY WHOM OWNED				
PURPOSE OF JUDGMENT				
Case Number				
NAME OF COURT				
Date of Judgment				
Principal Amount of Judgment	\$ 0.00	\$ 0.00	\$ 0.00	\$ 0.00
Interest Rate Assigned by Court	0.00%	0.00%	0.00%	0.00%
Tax Levies Made	0	0	0	0
Principal Amount Provided for to June 30, 2019	\$ 0.00	\$ 0.00	\$ 0.00	\$ 0.00
Principal Amount Provided for in 2019-2020	\$ 0.00	\$ 0.00	\$ 0.00	\$ 0.00
PRINCIPAL AMOUNT NOT PROVIDED FOR	\$ 0.00	\$ 0.00	\$ 0.00	\$ 0.00
AMOUNT TO PROVIDE BY TAX LEVY FISCAL YEAR 2020-2021				
Principal 1/3	\$ 0.00	\$ 0.00	\$ 0.00	\$ 0.00
Interest	\$ 0.00	\$ 0.00	\$ 0.00	\$ 0.00
FOR ALL JUDGMENTS REPORTED LEVIED FOR BUT UNPAID JUDGMENT OBLIGATIONS OUTSTANDING JUNE 30, 2019				
Principal	\$ 0.00	\$ 0.00	\$ 0.00	\$ 0.00
Interest	\$ 0.00	\$ 0.00	\$ 0.00	\$ 0.00
JUDGMENT OBLIGATIONS SINCE LEVIED FOR:				
Principal	\$ 0.00	\$ 0.00	\$ 0.00	\$ 0.00
Interest	\$ 0.00	\$ 0.00	\$ 0.00	\$ 0.00
JUDGMENT OBLIGATIONS SINCE PAID:				
Principal	\$ 0.00	\$ 0.00	\$ 0.00	\$ 0.00
Interest	\$ 0.00	\$ 0.00	\$ 0.00	\$ 0.00
LEVIED BUT UNPAID JUDGMENT OBLIGATIONS OUTSTANDING JUNE 30, 2020				
Principal	\$ 0.00	\$ 0.00	\$ 0.00	\$ 0.00
Interest	\$ 0.00	\$ 0.00	\$ 0.00	\$ 0.00
Total	\$ 0.00	\$ 0.00	\$ 0.00	\$ 0.00

Schedule 3, Prepaid Judgments as of June 30, 2020				
Prepaid Judgments On Indebtedness Originating After January 8, 1937				
NAME OF JUDGMENT				
CASE NUMBER				
NAME OF COURT				
Principal Amount of Judgment	\$ 0.00	\$ 0.00	\$ 0.00	\$ 0.00
Tax Levies Made	0	0	0	0
Unreimbursed Balance At June 30, 2019	\$ 0.00	\$ 0.00	\$ 0.00	\$ 0.00
Reimbursement By 2019-2020 Tax Levy	\$ 0.00	\$ 0.00	\$ 0.00	\$ 0.00
Annual Accrual On Prepaid Judgments	\$ 0.00	\$ 0.00	\$ 0.00	\$ 0.00
Stricken By Court Order	\$ 0.00	\$ 0.00	\$ 0.00	\$ 0.00
Asset Balance	\$ 0.00	\$ 0.00	\$ 0.00	\$ 0.00

SINKING FUND ACCOUNTS COVERING THE PERIOD JULY 1, 2019 TO JUNE 30, 2020
ESTIMATE OF NEEDS FOR 2020-2021

EXHIBIT "E"

Page 5

Schedule 4, Sinking Fund Cash Statement		
Revenue Receipts and Disbursements	SINKING FUND	
	Detail	Extension
Cash on Hand June 30, 2019		\$ 785,092.97
Investments Since Liquidated	\$ 0.00	
COLLECTED AND APPORTIONED:		
Contributions From Other Districts	\$ 0.00	
2018 and Prior Ad Valorem Tax	\$ 102,568.25	
2019 Ad Valorem Tax	\$ 1,217,295.35	
Miscellaneous Receipts	\$ 6,763.75	
TOTAL RECEIPTS		\$ 1,326,627.35
TOTAL RECEIPTS AND BALANCE		\$ 2,111,720.32
DISBURSEMENTS:		
Coupons Paid	\$ 170,212.50	
Interest Paid on Past-Due Coupons	\$ 0.00	
Bonds Paid	\$ 1,335,000.00	
Interest Paid on Past-Due Bonds	\$ 0.00	
Commission Paid to Fiscal Agency	\$ 0.00	
Judgments Paid	\$ 0.00	
Interest Paid on Such Judgments	\$ 0.00	
Investments Purchased	\$ 0.00	
Judgments Paid Under 62 O.S. 1981, Sect 435	\$ 0.00	
TOTAL DISBURSEMENTS		\$ 1,505,212.50
CASH BALANCE ON HAND JUNE 30, 2020		\$ 606,507.82

Schedule 5, Sinking Fund Balance Sheet		
	SINKING FUND	
	Detail	Extension
Cash Balance on Hand June 30, 2020		\$ 606,507.82
Legal Investments Properly Maturing	\$ 0.00	
Judgments Paid to Recover by Tax Levy	\$ 0.00	
TOTAL LIQUID ASSETS		\$ 606,507.82
DEDUCT MATURED INDEBTEDNESS:		
a. Past-Due Coupons	\$ 0.00	
b. Interest Accrued Thereon	\$ 0.00	
c. Past-Due Bonds	\$ 0.00	
d. Interest Thereon After Last Coupon	\$ 0.00	
e. Fiscal Agent Commission On Above	\$ 0.00	
f. Judgements and Interest Levied for But Unpaid	\$ 0.00	
TOTAL Items a. Through f. (To Extension Column)		\$ 0.00
BALANCE OF ASSETS SUBJECT TO ACCRUALS		\$ 606,507.82
DEDUCT ACCRUAL RESERVES IF ASSETS SUFFICIENT:		
g. Earned Unmatured Interest	\$ 11,959.38	
h. Accrual on Final Coupons	\$ 0.00	
i. Accrued on Unmatured Bonds	\$ 540,000.00	
TOTAL Items g. Through i. (To Extension Column)		\$ 551,959.38
EXCESS OF ASSETS OVER ACCRUAL RESERVES		\$ 54,548.44

SINKING FUND ACCOUNTS COVERING THE PERIOD JULY 1, 2019 TO JUNE 30, 2020
ESTIMATE OF NEEDS FOR 2020-2021

EXHIBIT "E"

Page 6

Schedule 6, Estimate of Sinking Fund Needs		
	SINKING FUND	
	Computed By Governing Board	Provided By Excise Board
Interest Earnings on Bonds	\$ 141,009.38	\$ 141,009.38
Accrual on Unmatured Bonds	\$ 1,200,000.00	\$ 1,200,000.00
Annual Accrual on "Prepaid" Judgments	\$ 0.00	\$ 0.00
Annual Accrual on Unpaid Judgments	\$ 0.00	\$ 0.00
Interest on Unpaid Judgments	\$ 0.00	\$ 0.00
PARTICIPATING CONTRIBUTIONS (Annexations):	\$ 0.00	\$ 0.00
For Credit to School Dist. No.	\$ 0.00	\$ 0.00
For Credit to School Dist. No.	\$ 0.00	\$ 0.00
For Credit to School Dist. No.	\$ 0.00	\$ 0.00
For Credit to School Dist. No.	\$ 0.00	\$ 0.00
Annual Accrual From Exhibit KK	\$ 0.00	\$ 0.00
TOTAL SINKING FUND PROVISION	\$ 1,341,009.38	\$ 1,341,009.38

Schedule 7, 2019 Ad Valorem Tax Account - Sinking Funds		
Gross Value \$	0.00	
Net Value \$	\$ 2,216,431,289.00	0.600 Mills
		Amount
Total Proceeds of Levy as Certified		\$ 1,335,682.86
Additions:		\$ 0.00
Deductions:		\$ 0.00
Gross Balance Tax		\$ 1,335,682.86
Less Reserve For Delinquent Tax		\$ 63,603.95
Reserve for Protest Pending		\$ 0.00
Balance Available Tax		\$ 1,272,078.91
Deduct 2019 Tax Apportioned		\$ 1,217,295.35
Net Balance 2019 Tax in Process of Collection or Excess Collections		\$ 54,783.56

Schedule 8, Sinking Fund Contributions From Other Districts Due To Boundry Changes		
	SINKING FUND	
	Actually Received	Provided For in Budget of Contributing School District
SCHOOL DISTRICT CONTRIBUTIONS		
From School District No.	\$ 0.00	\$ 0.00
From School District No.	\$ 0.00	\$ 0.00
From School District No.	\$ 0.00	\$ 0.00
From School District No.	\$ 0.00	\$ 0.00
From School District No.	\$ 0.00	\$ 0.00
From School District No.	\$ 0.00	\$ 0.00
From School District No.	\$ 0.00	\$ 0.00
From School District No.	\$ 0.00	\$ 0.00
From School District No.	\$ 0.00	\$ 0.00
TOTALS	\$ 0.00	\$ 0.00

S.A. & I. Form 2661R06 Entity: Canandian Valley Technology Center VT 6, Canadian

See Accountant's Compilation Report

SINKING FUND ACCOUNTS COVERING THE PERIOD JULY 1, 2019 TO JUNE 30, 2020
ESTIMATE OF NEEDS FOR 2020-2021

EXHIBIT "E"

Page 8

SOURCE	2019-20 ACCOUNT ACTUALLY COLLECTED
Schedule 10, Miscellaneous Revenue	
1000 DISTRICT SOURCES OF REVENUE:	\$ 0.00
1200 Tuition & Fees	\$ 0.00
1310 Interest Earnings	\$ 6,618.92
1320 Dividends on Insurance Policies	\$ 0.00
1330 Premium on Bonds Sold	\$ 0.00
1340 Accrued Interest on Bond Sales	\$ 0.00
1350 Interest on Taxes	\$ 0.00
1360 Earnings From Oklahoma Commission on School Funds Management	\$ 0.00
1370 Proceeds From Sale of Original Bonds	\$ 0.00
1390 Other Earnings on Investments	\$ 0.00
1300 Earnings on Investments and Bond Sales	\$ 6,618.92
1410 Rental of School Facilities	\$ 0.00
1420 Rental of Property Other Than School Facilities	\$ 0.00
1430 Sales of Building and/or Real Estate	\$ 0.00
1440 Sales of Equipment, Services and Materials	\$ 0.00
1450 Bookstore Revenue	\$ 0.00
1460 Commissions	\$ 0.00
1470 Shop Revenue	\$ 0.00
1490 Other Rental, Disposals and Commissions	\$ 0.00
1400 Rental, Disposals and Commissions	\$ 0.00
1500 Reimbursements	\$ 0.00
1600 Other Local Sources of Revenue	\$ 0.00
1700 Child Nutrition Programs	\$ 0.00
1800 Athletics	\$ 0.00
TOTAL	\$ 6,618.92
2000 INTERMEDIATE SOURCES OF REVENUE:	
2100 County 4 Mill Ad Valorem Tax	\$ 0.00
2200 County Apportionment (Mortgage Tax)	\$ 0.00
2300 Resale of Property Fund Distribution	\$ 0.00
2900 Other Intermediate Sources of Revenue	\$ 0.00
TOTAL	\$ 0.00
3000 STATE SOURCES OF REVENUE:	
3100 Total Dedicated Revenue	\$ 143.41
3200 Total State Aid - General Operations - Non-Categorical	\$ 0.00
3300 State Aid - Competitive Grants - Categorical	\$ 0.00
3400 State - Categorical	\$ 0.00
3500 Special Programs	\$ 0.00
3600 Other State Sources of Revenue	\$ 1.42
3700 Child Nutrition Program	\$ 0.00
3800 State Vocational Programs - Multi-Source	\$ 0.00
TOTAL	\$ 144.83
4000 FEDERAL SOURCES OF REVENUE:	
4000 Federal Sources of Revenue	\$ 0.00
TOTAL	\$ 0.00
5000 NON-REVENUE RECEIPTS:	
5100 Return of Assets	\$ 0.00
GRAND TOTAL	\$ 6,763.75

CERTIFICATE OF EXCISE BOARD
ESTIMATE OF NEEDS FOR 2020-2021

EXHIBIT "Y"					
County Excise Board's Appropriation of Income and Revenue	General Fund	Building Fund	Co-op Fund	Child Nutrition Fund	New Sinking Fund (Exc. Homesteads)
Appropriation Approved and Provision Made	\$ 21,391,518.39	\$ 10,693,170.06	\$ 0.00	\$ 0.00	\$ 1,341,009.38
Appropriation of Revenues:					
Excess of Assets Over Liabilities	\$ 0.00	\$ 0.00	\$ 0.00	\$ 0.00	\$ 54,548.44
Unclaimed Protest Tax Refunds	\$ 0.00	\$ 0.00	\$ 0.00	\$ 0.00	\$ 0.00
Miscellaneous Estimated Revenues	\$ 0.00	\$ 0.00	\$ 0.00	\$ 0.00	None
Est. Value of Surplus Tax in Process	\$ 0.00	\$ 0.00	\$ 0.00	\$ 0.00	None
Sinking Fund Contributions	\$ 0.00	\$ 0.00	\$ 0.00	\$ 0.00	\$ 0.00
Surplus Building Fund Cash	\$ 0.00	\$ 0.00	\$ 0.00	\$ 0.00	\$ 0.00
Total Other Than 2019 Tax	\$ 0.00	\$ 0.00	\$ 0.00	\$ 0.00	\$ 54,548.44
Balance Required	\$ 21,391,518.39	\$ 10,693,170.06	\$ 0.00	\$ 0.00	\$ 1,286,460.94
Add Allowance for Delinquency	\$ 3,208,727.76	\$ 1,603,975.51	\$ 0.00	\$ 0.00	\$ 64,323.05
Total Required for 2019 Tax	\$ 24,600,246.15	\$ 12,297,145.57	\$ 0.00	\$ 0.00	\$ 1,350,783.99
Rate of Levy Required and Certified	-----	-----	-----	-----	0.57 Mills

We further certify that the net assessed valuation of the Property, subject to ad valorem taxes, after the amount of all Homestead Exemptions have been deducted in the said School District as finally equalized and certified by the Board of Equalization for the current year 2020-2021 is as follows:

VALUATION AND LEVIES EXCLUDING HOMESTEADS					
County	Real	Personal	Public Service	Total	
This County Canadian	\$ 1,199,215,309.00	\$ 371,021,189.00	\$ 95,763,088.00	\$ 1,665,999,586.00	
Joint County Grady	\$ 229,834,621.00	\$ 300,410,345.00	\$ 59,326,556.00	\$ 589,571,522.00	
Joint County Oklahoma	\$ 97,903,414.00	\$ 1,319,008.00	\$ 2,742,880.00	\$ 101,965,302.00	
Joint County Caddo	\$ 769,288.00	\$ 3,591,966.00	\$ 675,419.00	\$ 5,036,673.00	
Joint County Cleveland	\$ 5,434,326.00	\$ 41,596.00	\$ 154,586.00	\$ 5,630,508.00	
Joint County McClain	\$ 332,222.00	\$ 663,940.00	\$ 110,829.00	\$ 1,106,991.00	
Joint County Kingfisher	\$ 181,788.00	\$ 119,567.00	\$ 601.00	\$ 301,956.00	
Joint County Garvin	\$ 1,766.00	\$ 209,456.00	\$ 34,717.00	\$ 245,939.00	
Joint County	\$ 0.00	\$ 0.00	\$ 0.00	\$ 0.00	
Joint County	\$ 0.00	\$ 0.00	\$ 0.00	\$ 0.00	
Joint County	\$ 0.00	\$ 0.00	\$ 0.00	\$ 0.00	
Joint County	\$ 0.00	\$ 0.00	\$ 0.00	\$ 0.00	
Joint County	\$ 0.00	\$ 0.00	\$ 0.00	\$ 0.00	
Total Valuations, All Counties	\$ 1,533,672,734.00	\$ 677,377,067.00	\$ 158,808,676.00	\$ 2,369,858,477.00	

and that the assessed valuations herein certified have been used in computing the rates of mill levies and the proceeds thereof appropriated as aforesaid; and that having ascertained as aforesaid, the aggregate amount to be raised by ad valorem taxation, be raised by ad valorem taxation, we thereupon made the above levies therefor as provided by law as follows:

S.A. & I. Form 2661R06 Entity: Canadian Valley Technology Center VT 6, Canadian

CERTIFICATE OF EXCISE BOARD
ESTIMATE OF NEEDS FOR 2020-2021

EXHIBIT "Y" Continued: Primary County And All Joint Counties		Valuation And Levies Excluding Homesteads			Total Required For 2020 Tax	
County	General Fund	Building Fund	Total Valuation	General	Building	
This County Canadian	10.40 Mills	5.20 Mills	\$ 1,665,999,586.00	\$ 17,326,395.69	\$ 8,663,197.85	
Joint Co. Grady	10.31 Mills	5.15 Mills	\$ 589,571,522.00	\$ 6,078,482.39	\$ 3,036,293.34	
Joint Co. Oklahoma	10.48 Mills	5.24 Mills	\$ 101,965,302.00	\$ 1,068,596.36	\$ 534,298.18	
Joint Co. Caddo	10.24 Mills	5.12 Mills	\$ 5,036,673.00	\$ 51,575.53	\$ 25,787.77	
Joint Co. Cleveland	10.31 Mills	5.15 Mills	\$ 5,630,508.00	\$ 58,050.54	\$ 28,997.12	
Joint Co. McClain	10.52 Mills	5.26 Mills	\$ 1,106,991.00	\$ 11,645.55	\$ 5,822.77	
Joint Co. Kingfisher	10.07 Mills	5.03 Mills	\$ 301,956.00	\$ 3,040.70	\$ 1,518.84	
Joint Co. Garvin	10.00 Mills	5.00 Mills	\$ 245,939.00	\$ 2,459.39	\$ 1,229.70	
Joint Co.	0.00 Mills	0.00 Mills	\$ 0.00	\$ 0.00	\$ 0.00	
Joint Co.	0.00 Mills	0.00 Mills	\$ 0.00	\$ 0.00	\$ 0.00	
Joint Co.	0.00 Mills	0.00 Mills	\$ 0.00	\$ 0.00	\$ 0.00	
Joint Co.	0.00 Mills	0.00 Mills	\$ 0.00	\$ 0.00	\$ 0.00	
Joint Co.	0.00 Mills	0.00 Mills	\$ 0.00	\$ 0.00	\$ 0.00	
Totals			\$ 2,369,858,477.00	\$ 24,600,246.15	\$ 12,297,145.57	

Sinking Fund 0.57 Mills

and we do hereby order the above levies to be certified forthwith by the Secretary of this Board to the County Assessor of said County, in order that the County Assessor may immediately extend said levies upon the Tax Rolls for the year 2019 without regard to any protest that may be filed against any levies, as required by 68 O. S. 2001, Section 2869.

Signed at El Reno, Oklahoma, this 19th day of Oct, 2020

[Signature]
Excise Board Member

Lynda Ramsey via teleconference
Excise Board Chairman

Deborah Harrison via teleconference
Excise Board Member

Sherry Munn
Excise Board Secretary



Joint School District Levy Certification for Canandian Valley Technology Center VT 6

Career Tech District Number _____ : General Fund _____

Building Fund _____

State of Oklahoma)
) ss
County of Canadian)

I, _____, Canadian County Clerk, do hereby certify that the above levies are true and correct for the taxable year 2020.

Witness my hand and seal, on _____.

Canadian County Clerk

S.A. & I. Form 2661R06 Entity: Canandian Valley Technology Center VT 6, Canadian